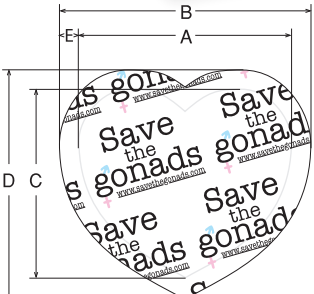



“As professional caregivers, protecting young lives, now and for the future, is a serious responsibility.”



		Nano-Premie <750 gm	Micro-Premie <1000 gm	Premie 1000-2000 gm	Newborn >2000 gm
A	mm.	46	57	75	98
	in.	1.81	2.24	2.95	3.86
B	mm.	56	70	90	113
	in.	2.20	2.76	3.54	4.45
C	mm.	38	52	68	85
	in.	1.50	2.05	2.68	3.35
D	mm.	49	65	85	101
	in.	1.93	2.56	3.35	3.98
Thickness Lead	mm.	1.07	1.07	1.07	1.07
	in.	.042	.042	.042	.042
Thickness Total	mm.	1.35	1.35	1.35	1.35
	in.	.053	.053	.053	.053
Weight	gm.	16.4	27.8	46.5	75.1
	oz.	.58	.98	1.64	2.65

Save the gonads

www.savethegonads.com



Save the gonads

www.savethegonads.com

Save the Gonads, Ltd.
Cincinnati, OH, USA
pam@savethegonads.com
+1-513-708-9200
ben@savethegonads.com
+1-513-313-4087

Give a Small Life a Bigger Future!

Hi, my name is Pam Krieg. In the Level 3 NICU where I worked, I have shared both pain and joy with the parents of the babies I cared for. As the first children for whom I cared for 30 years ago want to start their own families, I worry about all those x-rays we bombarded them with so many years ago. Will they be denied the joys of parenthood?



Myself with Olivia and Sarah Soloria, at a NICU Reunion.

One of the most common tasks in a critical care unit is taking x-rays. To protect ourselves we wear lead aprons and require others to stand back. I am frequently asked by parents “Why do you protect yourself but not my baby?” I usually responded with something about the low levels of radiation, or that I do this many times a day and that your baby will be okay.

The truth is, the babies are exposed to much more direct radiation than I am and many of the babies are subjected to dozens if not hundreds of x-rays during their stay at the hospital.

The truth is, I do know that the most vulnerable parts of the body are the reproductive organs.

The truth is, I don’t want to alarm the parents.

The real truth was, I didn’t have anything to protect them. I searched high and low for a suitable product to use and found none. The smallest gonad shields found were far too large and heavy to place on these fragile bodies. The solution, create my own, the result, the **STG (Save the Gonads)**.






STG’s are available in four sizes; NanoPremie, MicroPremie, Premie and Newborn.

Parents ask:

“Why do you protect yourself but not my baby?”



*“Using **STG’s** is an effective way to demonstrate your commitment to exceptional care and attention to detail that you provide for your patients.”*

-  **Economical**
-  **Effective protection for both sexes**
-  **Available in 4 Sizes**
-  **Designed for individual use with Infection Control in mind**
-  **Leaves a heart shape on x-rays to show you care**

The protective lead shield’s unique heart shape protects the gonads without excessive weight. The heart lobes are up for girls to protect ovaries, down for boys to protect testicles.

For infection control the individually packaged **STG’s** are covered with satin which is easily cleansed with alcohol and is reusable for a single patient.

Save the Gonads is part business and part crusade. Although we sometimes take a tongue-in-cheek attitude—evidenced by our company name, our product serves a very serious need. As professional caregivers, protecting young lives, now and for the future, is a serious responsibility. We must always be on the lookout for ways to improve our care.

Using **STG’s** is an effective way to demonstrate your commitment to exceptional care and attention to detail that you provide for your patients.

Pam Krieg RN

“WHAT A REMARKABLE PRODUCT!!

We were so taken by the STG that we were relaxed during the x-ray and, ultimately, so was our son.”

Heather McIntyre
Parent

“You are a true angel, keep up the great work. Once again thanks for caring about all children.

A mother that loves your product, God bless you.”

Danyelle West
Parent